



Lesson-1 BACK TO SCHOOL

MINDMAP

LISTENING

Make the students listen to new vocabulary words.
Complete the worksheet.

SPEAKING

Things which are inside the classroom
Complete the worksheets.

READING

Make the students read new words.
Complete the worksheets.

WRITING

Picture comprehension
Make the students to think and write their own answers.

GRAMMAR

Introducing naming words
Complete the worksheet - 3

Dictation words

day	hop	friends	play
walk	jump	school	ground
pond	laugh	fly	book
smell	summer	flowers	computer
catch	river	way	butterfly

CAMBRIDGE SPEAKING ACTIVITY

Find the difference.




Circle the naming words from the picture.



table




playing



sheep



jumping



zoo



child




swimming



bus



watch



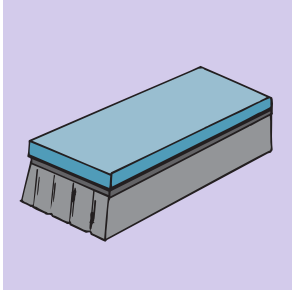
lion

Use the noun from above to fill in the blanks.

1. The _____ is the king of the jungle.
2. Every _____ likes to play with toys.
3. I go to school by _____.
4. A _____ helps me to be on time.
5. _____ gives us wool.
6. He cleaned the _____ before dinner.
7. A visit to the _____ is always exciting.

CAMBRIDGE ACTIVITY:

Look at the picture and tick the correct answer.



duster / paper



globe / glue



ruler / notepad



box /dustbin

LIBRARY ACTIVITY

Objective :

To help the children learn about different things that we see in the classroom.

Audio-visual equipment : smart board

Method :

Step 1 : Open the website www.raz-plus.com.

Step 2 : Select level A TOPIC : Carlos goes to school

Step 3 : Students will read, listen and comprehend the 'e' book

Step 4 : Select the option Story word

backpack, crayons, eraser, pencils, ruler, sweater

Conclusion : Think, collaborate, discuss (High order thinking skills)